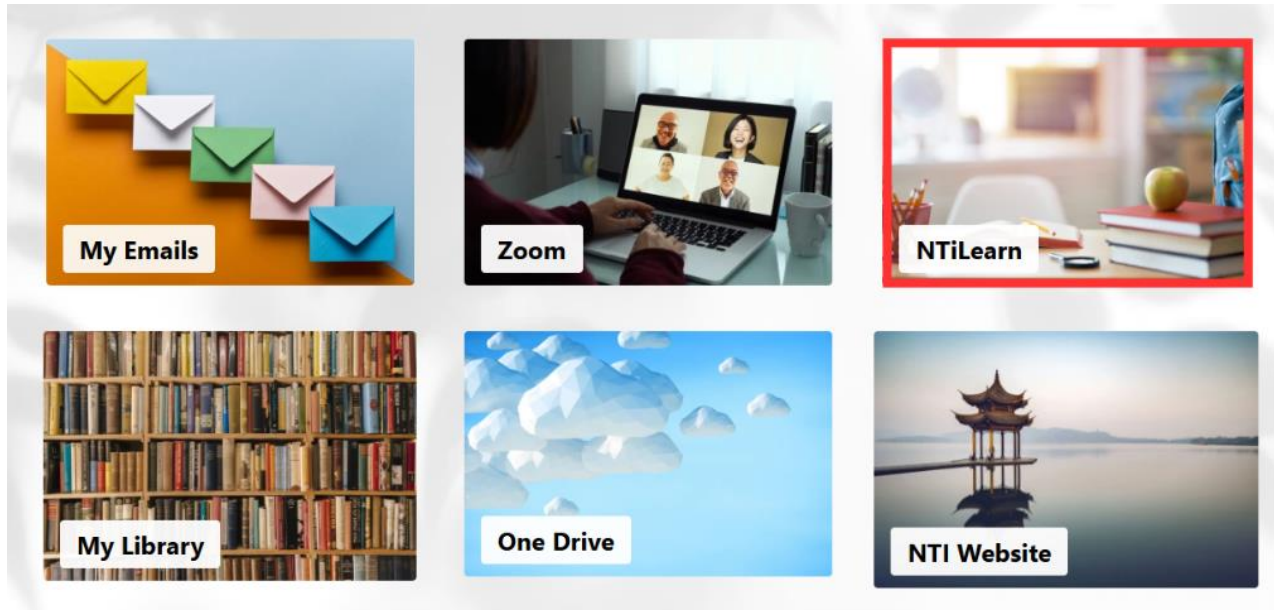
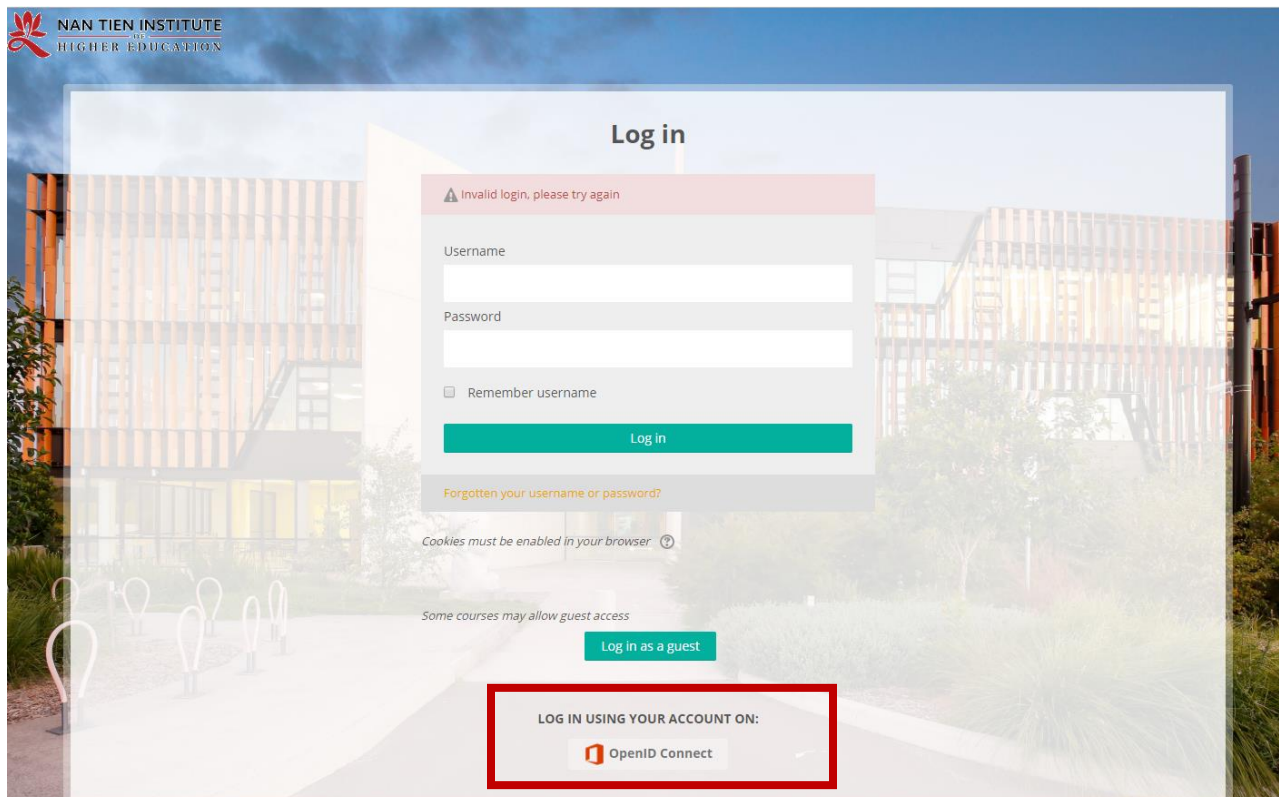


## Navigating NTiLearn

To access NTiLearn, click on the link contained in the student portal. This link will allow automatic sign on to NTiLearn (you are not required to re-enter your login details).



If you are logged out of NTiLearn, Click the **OpenID Connect** button at the bottom of the login page for automatic sign on (you won't be required to enter your login details).



The **NTiLearn dashboard** displays all subjects you are currently enrolled in. The Dashboard will show your enrolled subjects, closer to their commencement dates.

After each subject has been concluded, the subject may disappear from this dashboard after it is archived. All student grades and results are saved in a separate management system.

*Please note that it is advisable that if students wish to save any readings or lessons from any subject, they do so as they go, as once the subject is archived, we are unable to access this information.*

## NTiLearn | Nan Tien Institute



All students are enrolled in the following 4 NTI specific guides, designed to assist you in your studies at NTI:



### [Contemplative Resources](#)

This subject will allow you to access Various mindful check ins and meditations to assist you in your contemplative learning



### [Student Support Guide](#)

Here you will find useful information such as using NTiLearn, support services, links to drop-in sessions etc



### [Skills and Assessment Guide](#)

This subject is for all things assessments including how to submit an assessment, read feedback and referencing guides



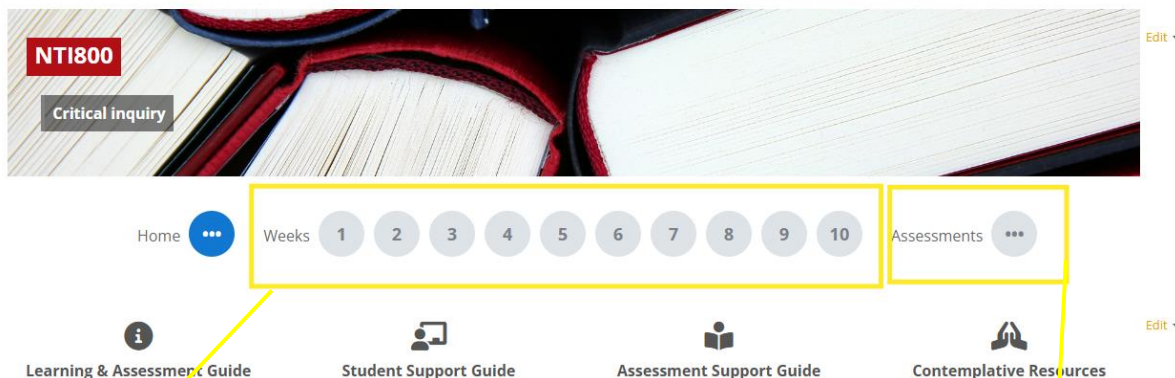
### [Navigating the AI Intersection](#)

This subject explains academic integrity as well as using AI efficiently and ethically. This subject is expected to be completed by all students

Within each subject, you will find resources specific to that subject.

For any **online only** subjects:

Dashboard > Courses > Foundational Programs > NT1800



This section outlines your readings, activities and lectures for each week.

This is an easy access portal to your assessment submissions

To access any consultation time lectures, please click on the blue puzzle piece



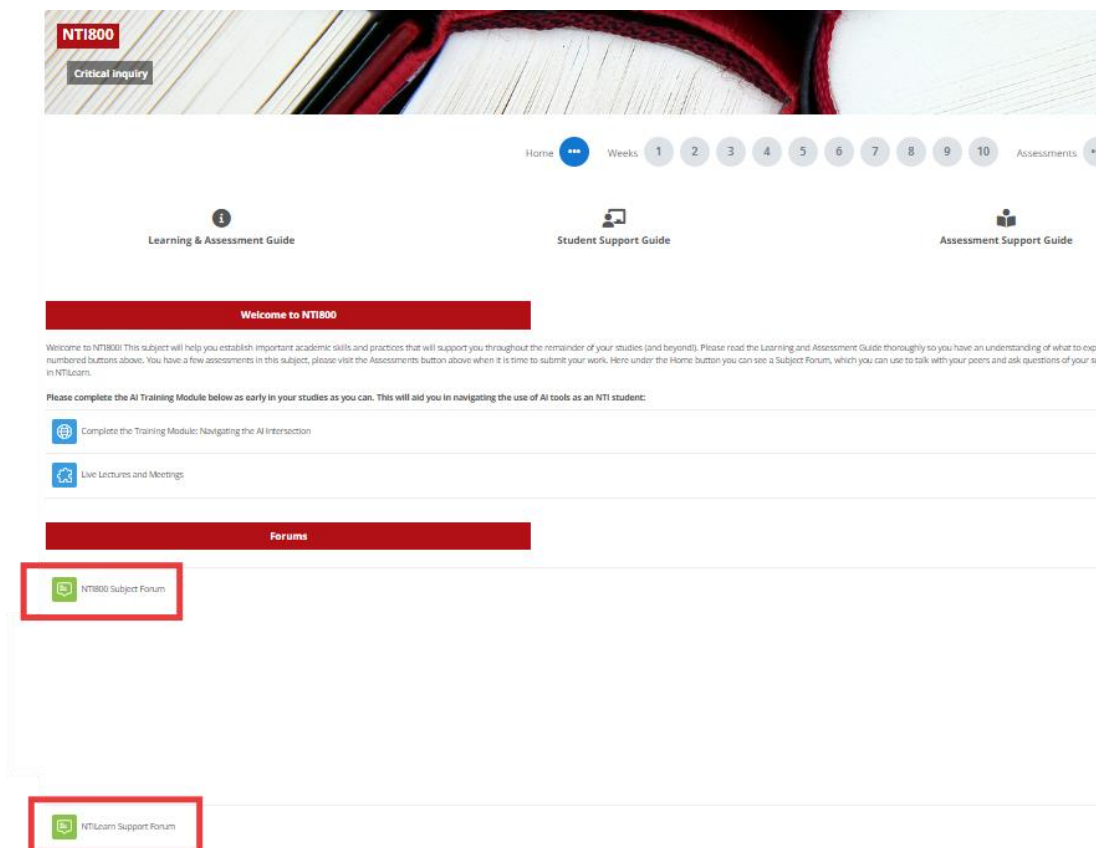
Passcode for all lectures: **8002025**

Please make sure your Time Zone is set correctly to **GMT+10:00 (Canberra, Sydney, Melbourne)** (you can edit this at the top of the Zoom box below). If it is not correct, the date/time listed will not be accurate. The start/end time and timezone has been added to all Lecture Names as a more reliable reference.

The screenshot shows the Zoom web interface. At the top, there is a green box containing the passcode '8002025'. Below this, there is a navigation bar with 'Home' and 'Appointments' tabs. The current time zone and language are set to 'GMT+10:00 Canberra, Melbourne, Sydney, English'. There are buttons for 'All My Zoom Meetings/Recordings', 'Schedule a New Meeting', and 'Get Training'. The main content area has four tabs: 'Upcoming Meetings', 'Previous Meetings', 'Personal Meeting Room', and 'Cloud Recordings'. The 'Upcoming Meetings' tab is selected and highlighted with an orange box. Below the tabs, there is a checkbox for 'Show my course meetings only'. A table with columns 'Start Time', 'Topic', and 'Meeting ID' is shown, containing the text 'No Data'.

- All your upcoming **consultation times** will appear under the upcoming meetings tab
- The **Passcode** for all zoom meetings for this subject will appear in the green box at the top of the page
- If you miss any consultation times, they are all recorded, and you can watch/download these at another time by clicking on the **Cloud recordings** tab

- On the front page of the subjects, you will also see the **subject forum** and the **support forum**
- The **Subject forum** is a place for students and subject coordinators to share



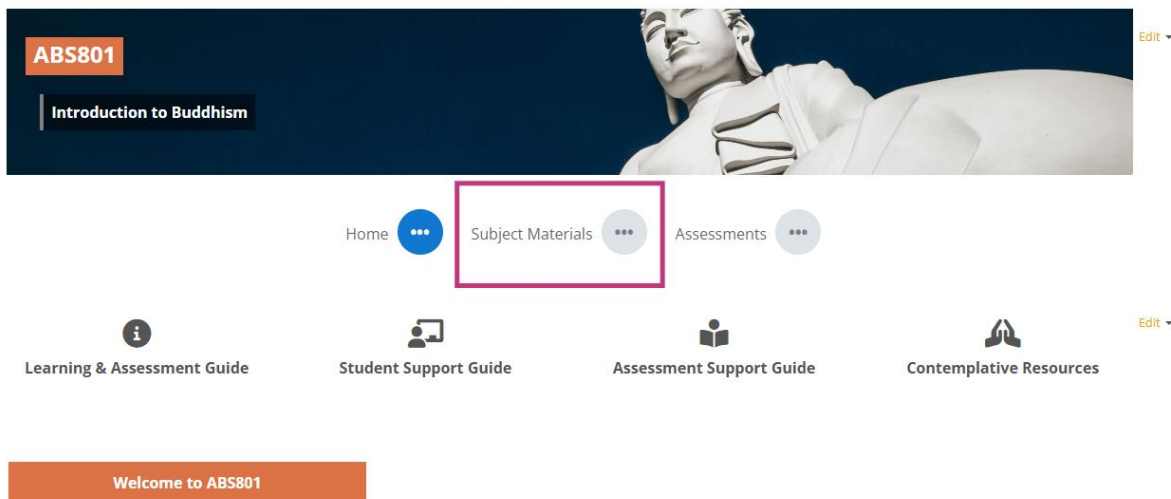
information about the subject, ideas from readings, feedback etc

- The **Support forum** is where students can lodge an issue with the NTiLearn site such as a reading link not working or issues with accessing zoom recordings etc. This support forum is monitored by both student services and the library.

For subjects with **class days** :

Although the page looks similar, with the forums and the guides being visible, they will look slightly different.

Dashboard > My courses > ABS801



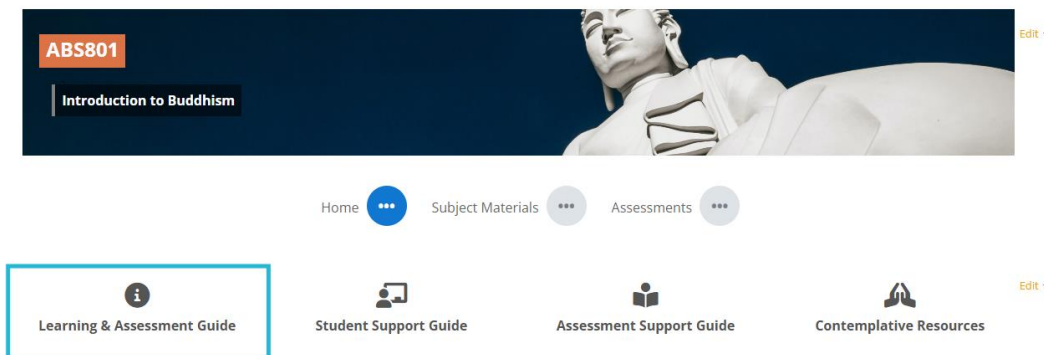
All readings as well as access to the zoom meetings/ recordings can be found by clicking on the **subject materials** link.

### Learning and Assessment Guides

Every subject has its own Learning and Assessment Guide, which will give students all the information regarding that subject, the assessments and assist with any contact details students may need.

Each Learning and Assessment Guide can be found on the homepage of each subject

Dashboard > My courses > ABS801



The Learning and Assessment Guide will contain the following information:

- **Subject Information** – duration, workshop days (if applicable) the Census date etc
- **Assessment Summary** – this table will outline all assessments required for this subject, including due dates, weighting etc
- **Assessment details** – this section will outline exactly what is required in each assessment as well as the marking criteria for each assessment
- **Support services and student resources**
- **Contact details** for this subject, including the details for your Subject Coordinator, Student Services and academic support

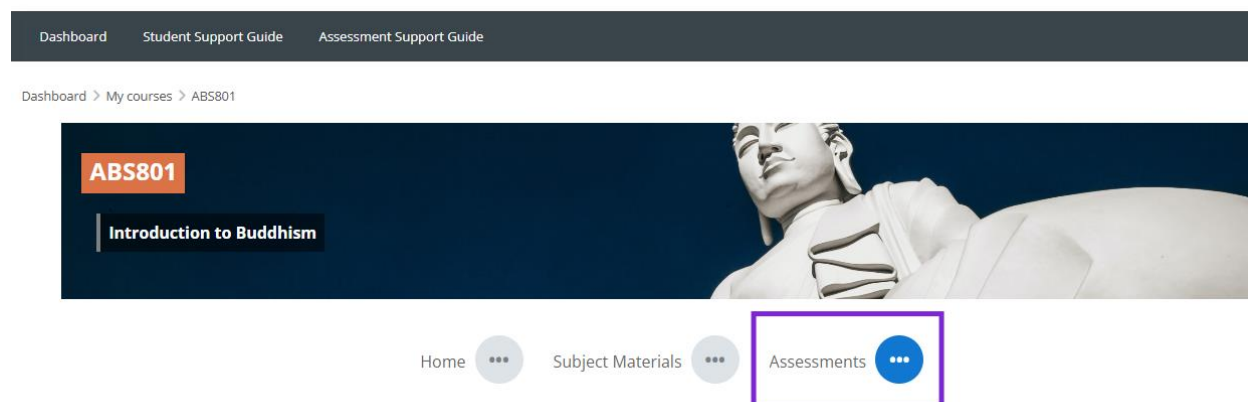
### Submitting an Assessment through Turnitin

Turnitin is an online plagiarism-checking tool that compares the content of your assessment with a large database of online publications including websites and web pages, online journal articles and newspapers, and assessments submitted by other students at NTI and other institutions.

Not all assessments require submission through Turnitin. An assessment that requires submission through Turnitin can be identified using this icon



To access your assessment submission portals, please click on the **assessment link** on the subject homepage



Click on the **assessment portal** you wish to access



Assessment 1: Quiz (15%, to be completed in class 31 July)

**Opened:** Thursday, 31 July 2025, 12:00 PM

**Closed:** Thursday, 31 July 2025, 11:59 PM



Assessment 2: Reflective Journal (35%, due 24 August)

In the **My Submissions** section, click on **Submit paper**

My Submissions

---

Assessment 3

Title	Start Date	Due Date	Post Date	Marks Available
Assessment 3: Essay (30%, due 21 September) - Assessment 3	28 July 2025 - 00:00	21 Sept 2025 - 23:59	3 Mar 2026 - 08:00	100

Refresh Submissions

Submission Title	Turnitin Paper ID	Submitted	Similarity	Grade	
--	--	--	--	--	Submit Paper

A Separate pop up will appear.

You will need to enter a submission title name – this could be the name of your assessment.

Click the Page with the plus icon to open the uploads page – Click **Choose file** and from your computer choose the file you wish to upload. Click **Upload this file**. It will close this popup.

Submit Paper

Submission Type ? File Upload

Submission Title ! ?

File to Submit ? Maximum file size: 100 MB, maximum number of files: 1

Files

You can drag and drop files here to add them.

Accepted file types:

- application/postscript .ps
- Excel 2007 spreadsheet .xlsx
- Excel spreadsheet .xls
- File .hwp .hwp .wpd
- HTML document .htm .html
- OpenDocument Text document .odt
- PDF document .pdf
- Powerpoint 2007 presentation .ppx
- Powerpoint 2007 slideshow .ppsx
- Powerpoint presentation .pps .ppt

Once you see your file appear in the above section, read the declaration and tick the box. You will then be able to click **Add submission**.

- Your assessment will now appear in the assessment portal as submitted and will display your similarity score.

For further information and assistance in submitting your assessment, please visit the [Skills and Assessment Guide](#).